

## The best rides & hotels in Corsica

7 days / 6 nights

Hotels have been carefully chosen for a warm welcome. Fantastic hotels, the best bikes available on the island and also Gastronomic delights and renowned wines will make you share the inhabitants' enthusiasm for Corsica, the Mountain in the med!

[Prepare your trip](#)

### YOUR PROGRAM

#### Day 1 - Arrival in Bastia

We welcome you at the airport in Bastia and transport you directly to Bastia old town and you have time to relax and settle in in after your journey. The hotel offers charm and character, with views over the harbour at the heart of the citadelle. You discover your hotel and maybe take a stroll to the old town, ideal for sampling one of the harbourside restaurants.

Night in a comfortable town centre 4\* hotel on a B&B basis.




#### Day 2 - Extreme North of Corsica

We transfer you out of town this morning with your bikes to Erbalunga, you will ride up the east side of the island, harbour to harbour, before crossing to the other coast. A nice easy climb awaits to reach the Moulin de Mattei windmill before enjoying a beautiful descent into Centuri. An optional ride will take you to the tip of the island, Barcaggio, a hidden gem. Centuri is renowned for being the first lobsters' fishing port in France. A great occasion to taste it in one of the many little harbourside restaurants.

Night in a simple Maison de Maitre style hotel right by the harbour from where you will have a fantastic sunset.

Distances :

About 47km (D+: 559m ; D-: 565m ; Min.: 0m ; Max.: 362m)



or 61km (D+: 856m ; D-: 860m ; Min.: 1m ; Max.: 361m)



### **Day 3 - After the Corsican lobster, the Corsican wine!**

You leave Centuri and follow the balcony coast road high above the sea. Views are amazing on this dramatic coast offering hidden and sheltered creeks ideal for swimming in clear turquoise waters. The road takes you towards Nonza where its Paoline tower and its black pebble beach is worth a stop. Maybe take a stop at Albo for some more fine dining before heading to Patrimonio, known as the birth place of the best wine in Corsica. Its vineyards and the beautiful church will ensure you a good time in the village. Wine tasting is offered in many of the cellars. Then you will arrive in Saint Florent, your stop for 2 nights.

About 58 km (D+: 823m ; D-: 771m ; Min.: 5m ; Max.: 202m)


Night in Saint-Florent in a 4 or 5\* hotel



### **Day 4 - Saint-Florent, the Corsican Saint Tropez**

Enjoy your time in Saint-Florent, the little harbour, with stylish yachts, charming village feel and its white sand beach. Saint-Florent is a small and perfectly formed harbour town, from where you can take a boat to one of the most beautiful and dreamy beaches on the island, Saleccia. Alternatively take to the saddle for a 50km loop ride around the Nebbiu's and Conca d'Oro villages. Night in Saint-Florent in a 4\* or 5\* hotel





Distance : 50km (D+: 816m ; D-: 813m ; Min.: 0m ; Max.: 467m)



#### Day 5 - Crossing of the Désert des Agriates

An amazing winding ride accross a stunning landscape. Amid the Corsican scrub, the Maquis, the road ondulates in a luxurious granitic and green environment, surprising knowing that you are supposed to be in a desert! Once at the Vezzu pass, you will get beautiful views on the mountains. A great descent will follow toward the Balagne area where different roads' options are proposed to you. Arriving in Ile Rousse, a lively little town with market place and cafés under the plane trees, enjoy an aperitif whilst watching the sun set.

Night in a 4\* hotel in the centre of Ile Rousse.

About 48 km (D+: 612m ; D-: 611m ; Min.: 0m ; Max.: 365m)


69 km (D+: 1066m ; D-: 1068m ; Min.: 0m ; Max.: 466m)

or 80 km (D+: 1279m ; D-: 1281m ; Min.: 0m ; Max.: 683m) depending on the chosen option.



#### Day 6 - La Balagne, villages, beaches and great food!

You will leave the bustle of Ile Rousse to explore inland and reach some of the most beautiful hill villages in Corsica: Pigna, Sant Antonino, Aregn, Cateri... Great opportunities are given to you to taste some fantastic local food in amazing places and restaurants (suggestions listed in your roadbook). You can also taste the local lemon juice in Sant Antonino to kick you up the



next hill! You follow the artisans' route before the final descent to Calvi, the perfect Mediterranean town, with Genoese citadelle, sandy bay backed by pines, and a busy harbourside.

Night in 5\* hotel near Calvi.

About 22 km (D+: 364m ; D-: 335m ; Min.: 2m ; Max.: 198m)

30 km (D+: 487m ; D-: 457m ; Min.: 2m ; Max.: 362m)

or 35 km (D+: 647m ; D-: 618m ; Min.: 2m ; Max.: 531m) depending on the chosen option.



### Day 7 - End of your holiday

End of your holiday after breakfast. Contact us if you want us to organize a transfer to Calvi or Bastia airport.

## Additional information

### TARIFFS

Price from 2250 euros per person.

### OPTIONS

Single room supplement : 1335 euros per person.

Supplement for high season departure (from the 15th of June to the 15th of September) per person : 575 euros per person.

Single room supplement during the high season (from the 15th of June to the 15th of September) : 1975 euros per person.

Hybrid bike rental : 320 euros per person.


Electric bike rental : 460 euros per person.

Aluminium road bike rental : 510 euros per person.

Carbon road Bike rental : 560 euros per person.

### INCLUDED

- Transfer from Bastia airport on day 1
- 6 nights in good 3, 4 and 5-star hotels
- 6 breakfasts per person



- Luggage transfers every day
- Routes notes, maps and GPS tracks on our app (a smartphone is required)
- Local hotline every day from 08.00am until 08.00pm

#### **NOT INCLUDED**

- Transportation from the hotel in Calvi
- Transfers not included in the program
- Bike rental
- Everything not mentionned on the "included" part

#### **LEVEL OF DIFFICULTY**

This trip has 2 or 3 options everyday to let you choose your daily route. An average of about 50 kms.

#### **CARRYING**

Luggage transfers are organized in private vehicles. Therefore, you only need to carry your equipment for the day.

#### **ACCOMMODATION**

Nights in the best hotels available on the itinerary up to 5\*. In rooms of two persons. Single rooms subject to availability at a supplement.

#### **SIZE OF GROUP**

A minimum of 2 persons

#### **DEPARTURES**

Every day from the beginning of April to the end of October. Please note that July and August can be really hot. You'll have to leave early!

#### **DEPARTURE**

At the Bastia airport on arrival.

#### **DISPERSION**

At your hotel in Calvi, day 7 after breakfast. Ask us for a transfer to Calvi or Bastia airport.

#### **HOW TO GET THERE**

Bastia is reachable by plane from several European cities depending on the time of year with Air France, Air Corsica but also Easyjet, Volotea or Ryanair.

By sea, Bastia is reachable with the compagnies : Corsica Ferries, Corsica Linea or La Mériidionale.


Corsica ferries: [http://www.corsica-ferries.co.uk/?gclid=CLyF3O\\_TvroCFa-WtAodIScA5A](http://www.corsica-ferries.co.uk/?gclid=CLyF3O_TvroCFa-WtAodIScA5A)

Corsica Linea: <https://www.corsicalinea.com/>

La Mériidionale: <http://www.lameridionale.fr>

From this city all access is possible by bus and train.





## EQUIPMENT TO TAKE

ADVISED MATERIAL TO TAKE WITH YOU (non-exhaustive checklist) :

As a good preparation is key to a successful stay, here are a few tips to ensure that your trip takes place in optimal conditions.

### BIKES

In order that your stay does not turn into a mechanical training course, it's advisable to carry out a meticulous revision of your bike before going on a tour :

- the tyres are well inflated and in good condition
- cables and chain are in good condition
- the transmission elements are clean and oiled
- there are no leaks in the suspensions
- the wheels are well tightened
- the brakes are in good condition (wear + possible leaks)
- the headset has been checked

And don't forget that anomalies are easier to spot on a cleaned bike...

### REPAIR MATERIAL

To avoid mechanical problems, it's better to be far-sighted and always carry the basic equipment of a biker:

- 2 inner tubes (puncture sealant is strongly recommended, or puncture sealant strips)
- a pump
- tire irons
- an inner tube repair kit consisting of patches and glue
- a multi-tool
- a small wrench
- a piece of tire


Also, you can prepare your own toolbox which we transfer with your luggage. You will put in it the following items :

- a brake cable (front and rear)
- a derailleur cable
- a tyre
- one derailleur hanger
- chain oil
- a rag

### EQUIPMENT

As you can't judge a book by its cover, cycling slinky shorts won't help you to turn into a cycling champion. However, a minimum of specific bike equipment will be necessary in order to be comfortable :

- a helmet
- glasses
- suitable shoes (no smooth soles)
- a cycling short or short



- a breathable tee-shirt (try to avoid cotton)

#### DAY BACKPACK

Because it's unpleasant to ride with a too loaded backpack, it's better to think carefully about the necessary things to bring in the backpack for the day:

- a water bag and/or a flask and/or water cans on the bike (2L/day/person minimum)
- provisions (energy bars, dried fruits...)
- the basic repair material for your bike (see above)
- a windbreaker (waterproof)
- picnic
- a headlamp
- a knife
- sun cream (+ lip protection)
- toilet paper
- a first-aid kit (see below)
- your mobile phone + an external battery
- a rubbish bag

#### PICNIC

In order to avoid unnecessary waste at picnic time, remember to take with you :

- an airtight box (0.5L) with initials marked on the lid and on the box + wide elastics
- reusable cutlery (fork and pocketknife)

#### TRAVEL BAG

Your luggage is transferred during the day and you will find it every evening at your hotel. It is preferable that your travel bag contains the following items :

- a sleeping bag liner (stays in gîtes)
- a change of clothes
- a pair of light shoes for the evening
- a large jumper or fleece jacket
- a small toilet bag with a towel


#### FIRST-AID KIT

Concerning all our guided stays, the instructor has a first aid kit.

However, it is essential to bring your own first aid kit.

Here is a list of the minimum items to take with you:

- disinfectant
- gauze strips
- plaster
- protective cream for the buttocks
- your personal medicines
- micropur pastilles (water disinfectant)



- a survival blanket

A more complete first-aid kit should be formulated with your doctor.